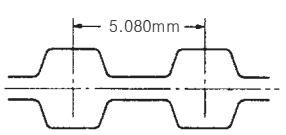
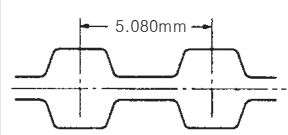
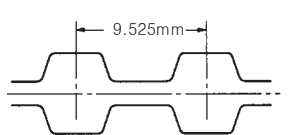
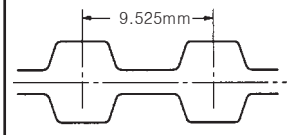


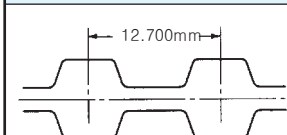
양면 싱크로 벨트 표준길이

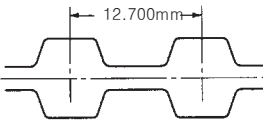
DXL형					
					
벨트 표준폭					
호칭폭	025	031	037	050	075
폭 (mm)	6.4	7.9	9.5	12.7	19.1
BELT SIZE					
호 칭	피치원주 (mm)	잇수	R	u	
160DXL	406.40	80	●	-	
162DXL	411.48	81	●	-	
164DXL	416.56	82	●	-	
166DXL	421.64	83	●	-	
168DXL	426.72	84	●	-	
170DXL	431.80	85	●	-	
172DXL	436.88	86	●	-	
174DXL	441.96	87	●	-	
176DXL	447.04	88	●	-	
178DXL	452.12	89	●	-	
180DXL	457.20	90	●	-	
182DXL	462.28	91	●	-	
184DXL	467.36	92	●	-	
188DXL	477.52	94	●	-	
190DXL	482.60	95	●	-	
194DXL	492.76	97	●	-	
196DXL	497.84	98	●	-	
198DXL	502.92	99	●	-	
200DXL	508.00	100	●	-	
202DXL	513.08	101	●	-	
206DXL	523.24	103	●	-	
208DXL	528.32	104	●	-	
210DXL	533.40	105	●	-	
212DXL	538.48	106	●	-	
214DXL	543.56	107	●	-	
216DXL	548.64	108	●	-	
220DXL	558.80	110	●	-	
222DXL	563.88	111	●	-	
224DXL	568.96	112	●	-	
228DXL	579.12	114	●	-	
230DXL	584.20	115	●	-	
234DXL	594.36	117	●	-	
240DXL	609.60	120	●	-	
244DXL	619.76	122	●	-	
248DXL	629.92	124	●	-	
250DXL	635.00	125	●	-	
260DXL	660.40	130	●	-	
262DXL	665.48	131	●	-	
266DXL	675.64	133	●	-	
270DXL	685.80	135	●	-	
276DXL	701.04	138	●	-	
280DXL	711.20	140	●	-	
282DXL	716.28	141	●	-	
290DXL	736.60	145	●	-	
300DXL	762.00	150	●	-	
310DXL	787.40	155	●	-	
314DXL	797.56	157	●	-	
320DXL	812.80	160	●	-	
322DXL	817.88	161	●	-	
330DXL	838.20	165	●	-	
340DXL	863.60	170	●	-	
344DXL	873.76	172	●	-	
348DXL	883.92	174	●	-	
352DXL	894.24	176	●	-	
356DXL	904.24	178	●	-	
360DXL	914.40	180	●	-	
364DXL	924.56	182	●	-	
370DXL	939.80	185	●	-	
372DXL	944.88	186	●	-	

DXL형					
					
벨트 표준폭					
호칭폭	025	031	037	050	075
폭 (mm)	6.4	7.9	9.5	12.7	19.1
BELT SIZE					
호 칭	피치원주 (mm)	잇수	R	u	
376DXL	955.04	188	●	-	
384DXL	975.36	192	●	-	
386DXL	980.44	193	●	-	
388DXL	985.52	194	●	-	
390DXL	990.60	195	●	-	
396DXL	1005.84	198	●	-	
400DXL	1016.00	200	●	-	
408DXL	1036.32	204	●	-	
424DXL	1076.96	212	●	-	
430DXL	1092.29	215	●	-	
450DXL	1143.00	225	●	-	
456DXL	1158.24	228	●	-	
460DXL	1168.40	230	●	-	
470DXL	1193.80	235	●	-	
490DXL	1244.60	245	●	-	
496DXL	1259.84	248	●	-	
510DXL	1295.40	255	●	-	
540DXL	1371.60	270	●	-	
564DXL	1432.56	282	●	-	
592DXL	1503.68	296	●	-	
608DXL	1544.32	304	●	-	
630DXL	1600.20	315	●	-	
638DXL	1620.52	319	●	-	

DL형					
					
벨트 표준폭					
호칭폭	050	075	100	150	200
폭 (mm)	12.7	19.1	25.4	38.1	50.8
BELT SIZE					
호 칭	피치원주 (mm)	잇수	R	u	
165DL	419.10	44	●	-	
169DL	428.63	45	●	-	
172DL	438.15	46	●	-	
187DL	476.25	50	●	-	
203DL	514.35	54	●	-	
210DL	533.40	56	●	-	
218DL	552.45	58	●	-	
225DL	571.50	60	●	-	
240DL	609.60	64	●	-	
248DL	628.65	66	●	-	
255DL	647.70	68	●	-	
263DL	666.75	70	●	-	
270DL	685.80	72	●	-	
277DL	704.85	74	●	-	
285DL	723.90	76	●	-	
300DL	762.00	80	●	-	
304DL	771.53	81	●	-	
315DL	800.10	84	●	-	
320DL	809.63	85	●	-	
322DL	819.15	86	●	-	

DL형					
					
벨트 표준폭					
호칭폭	050	075	100	150	200
폭 (mm)	12.7	19.1	25.4	38.1	50.8
BELT SIZE					
호 칭	피치원주 (mm)	잇수	R	u	
334DL	847.73	89	●	-	
337DL	857.25	90	●	-	
345DL	876.30	92	●	-	
360DL	914.40	96	●	-	
367DL	933.45	98	●	-	
375DL	952.50	100	●	-	
382DL	971.55	102	●	-	
390DL	990.60	104	●	-	
394DL	1000.13	105	●	-	
420DL	1066.80	112	●	-	
427DL	1085.85	114	●	-	
436DL	1104.90	116	●	-	
439DL	1114.43	117	●	-	
446DL	1133.48	119	●	-	
450DL	1143.00	120	●	-	
465DL	1181.10	124	●	-	
480DL	1219.20	128	●	-	
510DL	1295.40	136	●	-	
514DL	1304.93	137	●	-	
525DL	1333.50	140	●	-	
540DL	1371.60	144	●	-	
548DL	1390.65	146	●	-	
581DL	1476.38	155	●	-	
600DL	1524.00	160	●	-	
605DL	1533.53	161	●	-	
619DL	1571.63	165	●	-	
630DL	1600.20	168	●	-	
640DL	1619.25	170	●	-	
653DL	1657.35	174	●	-	
660DL	1676.40	176	●	-	
697DL	1771.65	186	●	-	
728DL	1847.85	194	●	-	
731DL	1857.38	195	●	-	
767DL	1952.63	205	●	-	
780DL	1981.20	208	●	-	
788DL	2000.25	210	●	-	
806DL	2047.88	215	●	-	
855DL	2171.70	228	●	-	
863DL	2190.75	230	●	-	
881DL	2238.38	235	●	-	
915DL	2324.10	244	●	-	
919DL	2333.63	245	●	-	
938DL	2381.25	250	●	-	
1294DL	3286.76	345	●	-	

DH형					
					
벨트 표준폭					
호칭폭	075	100	150	200	300
폭 (mm)	19.1	25.4	38.1	50.8	76.2
BELT SIZE					
호 칭	피치원주 (mm)	잇수	R	u	
185DH	469.90	37	●	-	
225DH	571.50	45	●	-	
230DH	584.20	46	●	-	
240DH	609.60	48	●	-	
245DH	622.30	49	●	-	

DH형					
					
벨트 표준폭					
호칭폭	075	100	150	200	300
폭 (mm)	19.1	25.4	38.1	50.8	76.2
BELT SIZE					
호 칭	피치원주 (mm)	잇수	R	u	
270DH	685.80	54	●	—	
280DH	711.20	56	●	—	
300DH	762.00	60	●	—	
310DH	787.40	62	●	—	
315DH	800.10	63	●	—	
320DH	812.80	64	●	—	
330DH	838.20	66	●	—	
340DH	863.60	68	●	—	
350DH	889.00	70	●	—	
360DH	914.40	72	●	—	
370DH	939.80	74	●	—	
375DH	952.50	75	●	—	
390DH	990.60	78	●	—	
400DH	1016.00	80	●	—	
410DH	1041.40	82	●	—	
420DH	1066.80	84	●	—	
430DH	1092.20	86	●	—	
450DH	1143.00	90	●	—	
465DH	1181.10	93	●	—	
480DH	1219.20	96	●	—	
490DH	1244.60	98	●	—	
510DH	1295.40	102	●	—	
530DH	1346.20	106	●	—	
540DH	1371.60	108	●	—	
560DH	1422.40	112	●	—	
565DH	1435.10	113	●	—	
570DH	1447.80	114	●	—	
580DH	1473.20	116	●	—	
600DH	1524.00	120	●	—	
605DH	1536.70	121	●	—	
630DH	1600.20	126	●	—	
640DH	1625.60	128	●	—	
650DH	1651.00	130	●	—	
660DH	1676.40	132	●	—	
680DH	1727.20	136	●	—	
700DH	1778.00	140	●	—	
730DH	1854.20	146	●	—	
750DH	1905.00	150	●	—	
760DH	1930.40	152	●	—	
770DH	1955.80	154	●	—	
800DH	2032.00	160	●	—	
810DH	2057.40	162	●	—	
820DH	2082.80	164	●	—	
840DH	2133.60	168	●	—	
850DH	2159.00	170	●	—	
860DH	2184.40	172	●	—	
880DH	2235.20	176	●	—	
900DH	2286.00	180	●	—	
950DH	2413.00	190	●	—	
985DH	2501.90	197	●	—	
1000DH	2540.00	200	●	—	
1020DH	2590.80	204	●	—	
1050DH	2667.00	210	●	—	
1100DH	2794.00	220	●	—	
1130DH	2870.20	226	●	—	
1140DH	2895.60	228	●	—	
1250DH	3175.00	250	●	—	
1350DH	3429.00	270	●	—	
1400DH	3556.00	280	●	—	
1680DH	4267.20	336	●	—	
1700DH	4318.00	340	●	—	